

METAL WERX

Create Your Masterwerx! Summer 2011


Paulette Werger




Munya Avigail Upin




Ann Cahoon




Charles Lewton-Brain



Tom Herman



Sarah Doremus



Michael Boyd



Cynthia Eid



Jayne Redman



Metalwerx is a Non-profit School for Jewelry/Metal Arts • Community Studio
50 Guinan Street, Waltham, MA 02451 • Telephone: 781-891-3854
Email: info@metalwerx.com • Visit us on the web at: www.metalwerx.com

**Register
early and get a
5% discount
off your tuition.**



Michela Verani
Hollow Form Metal
Clay Earrings
page 4

Fourteen 1-Day Workshops

BOXing Rings: Hollow Ring Construction Blow by Blow

Date: Fri., June 3, 2011 (1 day)
Time: 10:00 AM - 5:00 PM
Instructor: Wendy Jo New
Website: www.wjmetaldesigns.com

Only
\$118.75
for registration
before
May 3

Level: Beginner to intermediate; basic metalsmithing skills required
Tuition: \$125 Materials: \$35, payable with registration

With metal prices so high these days, learn how to use less metal without sacrificing the hefty design look you want. Students will assemble rings through a series of steps that include creating the design layout, piercing, cutting, sawing, texturing side panels, fabricating the ring's inner and outer "bands", soldering all components together, then filing, sanding, and polishing to finish. The end result is a wearable 3-D hollow structure!

Felted Jewelry

Date: Fri., June 10, 2011 (1 day)
Time: 10:00 AM - 5:00 PM
Instructor: Michela Verani
Website: www.everlastingtreasures.org
Level: All skill levels; no requirements
Tuition: \$125 Materials: \$25, payable to instructor

Only
\$118.75
for registration
before
May 10

Handmade felt is created by taking cleaned and carded wool fleece and manipulating the fibers to link them together. In one day, create easy, colorful and funky wet-felted beads, flowers, and lariats—from start to finish. Learn how fibers of wool roving are needle-felted and then "fuled" with hot water and rolling. Students should be able to complete a number of beads, a flower, and lariat.

Jewelry Finishing Techniques

Date: Fri., June 17, 2011 (1 day)
Time: 10:00 AM - 5:00 PM
Instructor: Joy Raskin
Website: www.joyraskin.com

Only
\$118.75
for registration
before
May 17

Level: Beginner to Intermediate; basic metalsmithing skills required
Tuition: \$125 Materials: \$25, payable to instructor

Improve your cleanup and polishing skills! Come to understand when to use flex shaft attachments or a polishing machine. Bring the problem pieces hiding in your bench to this one-day workshop for a practical lesson in finishing techniques. We'll examine methods for removing excess solder, file marks, scratches, and fire scale. Other topics include basic maintenance of the flex shaft, as well as alternatives to buying a flex shaft. Wrap up the day with the resources and skills you need to polish to perfection!

Make Your Own Jewelry Findings

Date: Sat., June 18, 2011 (1 day)
Time: 10:00 AM - 5:00 PM
Instructor: Joy Raskin
Website: www.joyraskin.com
Level: Beginner; no requirements
Tuition: \$125 Materials: \$35, payable with registration

Only
\$118.75
for registration
before
May 18

This course is designed for those who want to make their own jewelry findings. Learn to make different ear wire styles, wire clasps, pin backs and hairpins. We'll also cover simple cold connections, piercing (sawing), drilling, and techniques for working with sheet metal that don't require a lot of tools. Wrap up the day with simple methods for cleanup and polishing jewelry.

One 2-Day Workshop

Jump Start Jewelry

Date: Sat. - Sun., Aug. 20 - 21, 2011 (2 days)

Time: 9:00 AM - 5:00 PM

Instructor: Sarah Doremus

Website: www.sarahdoremus.com

Level: Beginner; No requirements

Tuition: \$345 Materials: \$60, payable with registration

Have you always wanted to learn to make jewelry but never had the time? If so, this condensed two-day exploration of beginning jewelry skills is your ideal solution.

Students will learn to saw, anneal, solder, file, texture and polish metal (brass, copper, and sterling silver). In addition, students will create a bezel setting for a cabochon stone. This is a great class for the beginner on the go, or for those who just need a quick refresher. No experience is necessary.



Only
\$327.75
for registration
before
July 20

One 4-Week Course

Soldered Chain Making

Date: Tuesdays, Aug. 2 - 23, 2011 (4 sessions)

Time: 10:00 AM - 1:00 PM

Instructor: Leslie Hartwell

Level: Intermediate. Basic soldering skills required.

Tuition: \$195 Materials: \$35 for base metals payable with registration. Precious metals can be purchased from instructor

Are your chains as exciting as your pendants? Invest four weeks making interesting chain samples and designing chains that will complement your pendants rather than settling for any old chain or cord you happen to have in your jewelry box. Make jigs to form interesting shaped links, combine metals to make chain that can stand alone as a beautiful necklace, modify commercial chain to create interesting, time-saving solutions, use unconventional materials to form your links, design a multi-purpose chain which can behave both as a multistrand bracelet or a single/double strand necklace. Experiment with linkage connections other than jump rings. Clasps and bails will be discussed and the efficient, clean, pick soldering method will be mastered for sure! End the course with a collection of samples, resources and techniques to have at your fingertips for your future necklace designs.

Only
\$185.25
for registration
before
July 2

Sea Glass and Beach Pebble Jewelry

Two possibilities:

Dates: Mon., June 27, 2011 (1 day) or

Mon., Aug. 22, 2011 (1 day)

Time: 9:00 AM - 5:00 PM

Instructor: Leslie Hartwell

Level: All skill levels; no requirements

Tuition: \$125 Materials: \$30, payable to instructor

Turn that pocket full of special pebbles, pottery shards, and sea glass into jewelry to make you think of that day at the ocean all year. Learn to drill through glass, stone, and ceramic and combine them with sterling silver to make earrings, necklaces, charms, and bracelets to keep your memories close to you every time you wear them. Using cold connections and commercial findings, ear wires, chains, and cables, you will develop the skills to create personalized jewelry for friends, family, and yourself—long after beach days turn into school days. There's no soldering in this workshop, so we can all relax!

Only
\$118.75
for registration
before
May 27 or July 22

Metal Clay: Earrings 3 Ways

Date: Tue., June 28, 2011 (1 day)

Time: 10:00 AM - 5:00 PM

Instructor: Michela Verani

Website: www.everlastingtreasures.org

Level: Beginner; no requirements

Tuition: \$125 Materials: \$50, payable with registration

Learn the basics of working with silver metal clay through three styles of earrings: post, embedded wire, and dangles, as well as how to make your own ear wires to personalize your creations.

Only
\$118.75
for registration
before
May 28

Basic Bezel Making

Date: Wed., June 29, 2011 (1 day)

Time: 10:00 AM - 5:00 PM

Instructor: Joy Raskin

Website: www.joyraskin.com

Level: Beginner to intermediate; basic metalsmithing skills required

Tuition: \$125 Materials: Available for purchase as needed from the instructor; approx. \$10 - \$30

Explore the wonderful world of bezel settings by making both closed-back and open back bezels to set a variety of stones. Cabochons, coin pearls, flat or oval beads, some pebbles, sea glass and other non-stone cabochons can all be set in bezels. This class also covers pre-made bezels, tips and tricks to get your bezels nice and smooth around stones.

Only
\$118.75
for registration
before
May 29

Recycling Your Scrap Metal

Date: Thurs., June 30, 2011 (1 day)

Time: 10:00 AM - 5:00 PM

Instructor: Joy Raskin

Website: www.joyraskin.com

Level: Intermediate and above; comfort with the torch is essential

Tuition: \$125 Materials: Approx. \$25, payable to instructor;

Students must provide their own scrap metal

Do you have lots of scrap metal in your studio? Acquire the skills necessary so to take silver or gold scrap and produce usable sheet and wire. Students will bring their own scrap material to melt into ingots, or small metal bars. Ingots will then be rolled into either sheet or wire. After students have "reclaimed" their metal, they will make a ring or bracelet during class.

Only
\$118.75
for registration
before
May 30



Joy Raskin
Basic Bezel Making
page 3

Simple Soldering Solutions for Findings

Date: Mon., July 25, 2011 (1 day)

Time: 10:00 AM - 5:00 PM

Instructor: Wendy Jo New

Website: www.wjnmetaldesigns.com

Level: Novice to advanced beginner; some metalsmithing experience helpful but not required

Tuition: \$125 Materials: \$35, payable with registration

Finish up those partially completed projects and tackle those great ideas swirling around in your head. "Put together" the pieces as you learn fabrication and soldering skills for making jump rings, bails, head and eye pins, and simple terminations like hooks, S-clasps, and toggle clasps. Make and attach ear posts and various ear wires. As an off-shoot to attaching ear posts, also learn how to attach pearls to a piece of work. This course focuses on the basics with time built in to apply newly-acquired skills to complete projects brought from home. Additionally, the course has some built in flexibility to cater to the specific needs of enrolled students.

Only
\$118.75
for registration
before
June 25

Viking Knit Chains

Date: Mon., Aug. 1, 2011 (1 day)

Time: 10:00 AM - 5:00 PM

Instructor: Karen Karon

Website: www.karenkaron.com

Level: All skill levels; no requirements

Tuition: \$125 Materials: \$25, payable at workshop

This weaving technique produces a tubular chain with a knit-like pattern (similar to the look of a 2-way double loop in loop chain). Using 24 gauge craft wire to learn this ancient method, students will take the chain from beginning to end: learning how to start the weave, how to make single knit and double knit stitches, join additional lengths of weaving wire, refine the finished chain, and how to terminate the ends using two different methods. The length of the completed project (necklace or bracelet length) will depend on the individual speed of the weaver.

Only
\$118.75
for registration
before
July 1

Materials Kit Policy:

Metalwex provides materials kits in classes for our student's convenience. We must estimate costs many months in advance from when we actually order supplies for your class. Due to the volatility of the metals market, all materials kit prices are subject to change. The actual cost of your materials kit will be based on the cost of metal/supplies at the time materials are ordered.

For classes where the materials kit fee is collected in advance: If the cost of a kit has risen, students will be notified in advance and are required to pay for the difference in cost when they arrive at class. If the cost of a kit has gone down, Metalwex will reimburse the difference to students at class.

For classes where the materials kit fee is collected at class: If there is a significant change in cost, Metalwex will notify students in advance. Students are expected to pay the actual materials kit fee when they arrive for the workshop.

Chain Maille: Jens Pind Linkage Spiral Weave

Date: Mon., Aug. 8, 2011 (1 day)

Time: 10:00 AM - 1:00 PM

Instructor: Karen Karon

Website: www.karenkaron.com

Level: All skill levels; basic chain maille experience preferred

Tuition: \$70 Materials: \$75, payable at workshop

Chain Maille is an ancient art form that dates back over two thousand years. Chain Maille garments were worn for protection in battle by warriors from Europe, the Middle East, and the Orient, with patterns that were unique to each region. Learn to transform some of these classic patterns into striking pieces of jewelry. This intermediate workshop explores The Jens Pind Linkage, a spiral weave. Although most people have initial difficulty with its weave, the instructor will break it down and expose the pitfalls so that students will be able to construct it with ease. Expect to go home with a sterling silver bracelet, completed during class.

Only
\$66.50
for registration
before
July 8

Chain Maille: Olivia Weave

Date: Mon., Aug. 8, 2011 (1 day)

Time: 2:00 - 5:00 PM

Instructor: Karen Karon

Website: www.karenkaron.com

Level: All skill levels; basic chain maille experience preferred

Requirements: None

Tuition: \$70 Materials: \$130, payable at workshop

The afternoon portion of this one-day workshop covers the Olivia weave, a variation of the Byzantine weave that is constructed using two sizes of jump rings. It produces a flat, strap like chain with a pattern resembling a row of butterflies. It is perfect for wrist bands and cuffs and provides endless embellishment opportunities. Students will make a sterling silver bracelet using this weave during class.

Only
\$66.50
for registration
before
July 8

Hollow Form Metal Clay Earrings

Date: Mon., Aug. 15, 2011 (1 day)

Time: 10:00 AM - 5:00 PM

Instructor: Michela Verani

Website: www.everlastingtreasures.org

Level: Intermediate and above; experience with Metal Clay is required

Tuition: \$125 Materials: \$35, payable with registration

Use precious metal clay to make unique hollow form earrings. This technique allows for larger, lightweight, pieces. Michaela was featured in the Winter 2010 issue of *Metal Clay Today* magazine for developing this project. Please note that experience is necessary for this workshop. Students must be comfortable working with metal clay and understand the basics.

Only
\$118.75
for registration
before
July 15



Karen Karon
Chain Maille:
Olivia Weave

Summer with the Masters

Tom Herman
Carving Techniques for
Gold and Other Metals



Carving Techniques for Gold and Other Metals

Date: Wed. - Sun., June 22 - 26, 2011 (5 days)

Time: 10:00 AM - 5:00 PM

Instructor: Tom Herman

Website: www.sevenfingers.com

Level: Intermediate and above; Basic metalsmithing skills required

Tuition: \$745 Materials: Available for purchase beforehand.

See website for details

With a focus on chasing, engraving, and piercing metal, students will learn how to sculpt metal into ornamental patterns using Bas Relief techniques. Participants should come with clear ideas of what they want to achieve, and are encouraged to bring their work including castings, blank bands, and stones.

Time will be spent learning to make chasing tools, tune up hammers, and sharpen gravers—all the better to carve with! Following tool making, the carving process begins by laying out patterns on metal with tracing punches. Continue by drilling, piercing, and shaping with gravers. Texturing punches continue to shape and define the ornamental piece.

By the end of the workshop, students will have made a series of chasing punches to get started on creating any ornamental piece. During class, choose to work towards a finished piece in gold or another metal, or use metal provided in the kit for samples.

Students are encouraged to practice drawing the kind of ornament they want to carve beforehand. The more you understand a pattern the better you can sculpt it. It's also helpful to practice saw piercing by cutting out detailed coins (at least 3).

Woven Metal Techniques

Date: Wed. - Sun., July 6 - 10, 2011 (5 days)

Time: 10:00 AM - 5:00 PM

Instructor: Munya Avigail Upin

Website: www.m-avigail-upin.com

Level: All skill levels; no requirements

Tuition: \$695 Materials: \$65 est., payable to instructor

Create alluring surfaces and structures using woven metal techniques. This hands-on workshop will introduce students to twining, braiding, weaving, “knitting” a chain, soumak, and more. Students need not be experienced metal workers or weavers to

Only
\$707.75
for registration
before
May 22

Only
\$660.25
for registration
before
June 6

acquire these textile skills, although manual dexterity is a must for this detailed work. The processes taught may be applied to jewelry, functional objects or sculpture – the sky's the limit. If you have taken Munya's two-day workshop, this is the perfect opportunity to complete projects and add to your technical repertoire. *Students—please refrain from wearing fragrance.*

Basic Lapidary

Date: Mon. - Wed., July 11 - 13, 2011 (3 days)

Time: 10:00 AM - 5:00 PM

Instructor: Michael Boyd

Website: www.michaelboyd.com

Level: All skill levels; no requirements

Tuition: \$495 Materials: Available for purchase as necessary, from instructor

Tired of buying typical stones and putting them in conventional settings? Always looking for unique stones? Come spend three days with internationally recognized lapidary artist Michael Boyd and learn to cut and polish your own cabochons with limitless shape, size, and color options. This class will qualify students for the advanced class that immediately follows.

Michael, a master of bezel setting who has worked in the field full time since 1990, says “The stone is as important as the metal. I am looking for an integration of the media, a manipulation and blending of the two, using stone as a medium, not as an accessory.”

Designing with Stone: Beyond Basic Lapidary

Date: Fri. - Mon., July 15 - 18, 2011 (4 days)

Time: 10:00 AM - 5:00 PM

Instructor: Michael Boyd

Website: www.michaelboyd.com

Level: Intermediate and above, Jewelry 2 or equiv. required

Tuition: \$595 Materials: Available for purchase as necessary, from instructor

In four intensive days, learn to integrate stone and metal as a whole, rather than as separate objects. Michael will demonstrate how to shape rough stones, drill through them, make perfect bezels for unique shapes, set stones on top of stones, add decorative rivets, and learn concepts to enhance designs. Discover the possibilities that cutting your own stones allows. Choose to work on cutting numerous stones during class, apply unique setting techniques to finished stones, and/or focus on completing your own designs as time allows.

Only
\$470.25
for registration
before
June 11

Only
\$565.25
for registration
before
June 15

Two Workshops with Michael Boyd

- Basic Lapidary
- Designing with Stone:
Beyond Basic Lapidary



Get it Together! Clasps and Terminations

Date: Wed. - Sun., July 20 - 24, 2011 (5 days)

Time: 10:00 AM - 5:00 PM

Instructor: Ann Cahoon

Website: www.flyingmarquis.com

Level: Jewelry II or equiv., confidence at the torch required

Tuition: \$645 Materials: \$100, payable with registration

Come explore terminations for both hand and machine made chain, as well as creative and secure approaches to terminations for beads and cord. Learn to build three different styles of end-caps, and discuss potential “shortcuts” using commercially available tubing and components. Different approaches to “installation”, including both soldered and cold connections, will be discussed, with a particular focus on the pitfalls associated with specific chain styles.

Ending a chain or strand is only half the battle. The class includes a number of different handmade clasp options that will free you from the ubiquitous lobster claw! We will start with simple approaches to basic, non-mechanical clasps like S-hooks and toggles, and progress to a bayonet clasp. Also covered is the lentil clasp, a basic hinge and hinge based catch, as time allows. By the end of this fast paced, five day class, you will have a broader knowledge of the many findings options open to you!

Only
\$612.75
for registration
before
June 20

Photography for Small Objects

Date: Tue., July 26, 2011 (1 day)

Time: 10:00 AM - 5:00 PM

Instructor: Charles Lewton-Brain

Website: www.brainpress.com

Level: All skill levels; no requirements

Tuition: \$185 Materials: \$0, see website for details

You don't need to be a professional to take good pictures. This workshop will show students how to take professional quality images of “jewelry scale” objects on a basic system. This basic, yet professional, system costs less than \$60.00 (less the camera and tripod!). Additional topics include: Digital camera use, film types, lighting, miniature spotlighting, composition, drop shadow backgrounds, surface understanding and image creation. PR techniques will also be taught and sources shared. Students should expect to walk out taking publishable images of their work.

Only
\$175.75
for registration
before
June 26

Chasing & Repoussé: Making the Tools

Date: Wed. - Thurs., July 27 - 28, 2011 (2 days)

Time: 10:00 AM - 5:00 PM

Instructor: Charles Lewton-Brain

Website: www.brainpress.com

Level: Intermediate and above; basic metalsmithing skills required

Tuition: \$395 Materials: \$25, payable with registration

The focus of this workshop is on creating customized tools to help achieve a variety of surfaces, textures, patterns, and shapes. All the tool types are addressed in depth, including: forming, planishing, lining, veining, gadrooning, matting, side/set down, pearl punches, stamp making, chain and pattern tools. There will be an introduction to European and Asian chisel work. Cloth area inlay on steel is demonstrated. Steel theory, the ins and outs of hardening and tempering, hammer design, hammer alteration options and use, as well as pitch making are discussed. Students will go home with a number of custom chasing tools for their own collections. There will be discussion and demonstration on using various tools, but students will not be chasing much themselves during class.

Only
\$375.25
for registration
before
June 27

Three Workshops with Charles Lewton-Brain

- Chasing & Repoussé: Making the Tools
- Photography for Small Objects
- Fold Forming



Fold Forming

Date: Fri. - Sun., July 29 - 31, 2011 (3 days)

Time: 10:00 AM - 5:00 PM

Instructor: Charles Lewton-Brain

Website: www.brainpress.com

Level: All skill levels; Jewelry 1 or equiv. required

Tuition: \$495 Materials: \$30, payable with registration

Fold forming uses the metal's flexibility to make complex forms resembling chased, constructed and soldered shapes, rapidly achieving results in 3-5 minutes! High-relief forms are often possible with a single annealing. The tools are simple: fingers, hammers, mallets, anvil, vise and rolling mill. Samples will be made using thin gauge copper, but these techniques may be used with many metals including gold, silver, aluminum, niobium, and steel.

Fold forming structures and surfaces are applicable for jewelry, hollow ware, enameling, anodizing, etc. Students will focus on exploring the possibilities of this technique and will create many examples to incorporate into their own work in the future.

Only
\$470.25
for registration
before
June 29

Microfolding and Fusing Argentium Sterling Jewelry

Date: Wed. - Sun., Aug. 3 - 7, 2011 (5 days)

Time: 10:00 AM - 5:00 PM

Instructor: Cynthia Eid

Website: www.cynthiaeid.com

Level: Intermediate and above; basic metalsmithing skills required

Tuition: \$695 Materials: Available for purchase at class from instructor

Microfolding (corrugation) offers endless possibilities for creativity, resulting in light, strong forms made from thin metal. When fold forming techniques are combined with corrugated metal, the metal is “microfolded”. Demonstrations will alternate between approaches for working with Argentium Silver (AS) and microfolding techniques. Students will fuse wires and granules to sheet, as well as to the microfolded Argentium Silver forms. Soldering AS will be demonstrated, so that earring posts and other findings can be attached to microfolded AS pieces. Participants can make samples and finished jewelry in AS and/or

Only
\$660.25
for registration
before
July 3

copper, or may choose to focus on fusing and granulation with AS. Techniques and textural possibilities of manipulating microfolded metal with pliers, fingers, rolling mills, the corrugation compressor, hammers, and the hydraulic press will also be demonstrated.

Blanking Dies: Pattern Development and Keum Boo

Date: Wed. - Sun., Aug. 10 - 14, 2011 (5 days)

Time: 10:00 AM - 5:00 PM

Instructor: Jayne Redman

Website: www.jayneredmanjewelry.com

Level: Intermediate and above; Jewelry I or equiv. required

Tuition: \$695 Materials: est. \$130 plus the cost of Keum Boo

foil, payable at workshop

One-piece blanking dies allow you to easily cut precise duplicate shapes from silver, gold and other non-ferrous sheet metals. Jayne Redman has been using this method for her own production jewelry for 10 years and has developed ways of creating and using dies with basic shop tools. Students will learn how to design patterns for this process and the methods of sawing dies from flat stock tool steel.

Jayne will also teach Keum-boo, the ancient Korean technique of bonding gold and silver foils to the surface of jewelry and hollow ware. Students may roll out 24k gold and fine silver sheet into foil or purchase ready-made gold foil to apply to the shapes they created. Finishing, soldering, forming, surface decoration, and inventive cold connections are all included in this workshop.

Kinetic Jewelry

Date: Wed. - Fri., Aug. 17 - 19, 2011 (3 days)

Time: 10:00 AM - 5:00 PM

Instructor: Sarah Doremus

Website: www.sarahdoremus.com

Level: Beginner to intermediate; basic metalsmithing skills required

Tuition: \$450 Materials: \$50, payable to instructor

Kinetic jewelry moves. Learn to make your jewelry do something. Demonstrations will cover techniques for making brooches spin, rings expand, and necklaces reveal hidden chambers. Make jewelry come to life with hinges, springs and other mechanisms. It is possible to have pieces that move, turn, twist, flip, rotate, open, stretch, pop, or even squeeze. Your imagination is the only limit!

Cynthia Eid
Microfolding and
Fusing Argentium
Sterling Jewelry



Only
\$660.25
for registration
before
July 10

Jayne Redman Blanking Dies: Pattern Development and Keum Boo



Making Your Mark: Surface Embellishment & Etching

Date: Wed. - Thurs., Aug. 24 - 25, 2011 (2 days)

Time: 10:00 AM - 5:00 PM

Instructor: Paulette Werger

Website: www.paulettewerger.com

Level: All skill levels; Basic metalsmithing skills required

Tuition: \$395 Materials: Available for purchase from instructor

This workshop introduces students of all levels to pattern and texture as a vital element of jewelry design. The first day focuses on making re-usable plates to texture metal through the rolling mill. The PNP image transfer system allows you to use photos, xerox images or drawings as texture and transfer it to sheet-metal. Students can make unique and personal imagery for their jewelry and metalwork on sterling or non-precious metals. The second day combines the PNP system with roller embossing, stamping, and solder inlay. Students are encouraged to make samples and experiment with incorporating these techniques into their own jewelry.

Only
\$375.25
for registration
before
July 24

BROOCHing the Subject: Pin Design and Fabrication

Date: Fri. - Sun., Aug. 26 - 28, 2011 (3 days)

Time: 10:00 AM - 5:00 PM

Instructor: Paulette Werger

Website: www.paulettewerger.com

Level: All skill levels; Basic fabrication and soldering skills required

Tuition: \$450 Materials: Available for purchase, from instructor

Get a perfect introduction to the vast topic of pin and brooch design and construction. Morning demos take up the first part of class each day and then each student will have time to work on their projects with guidance throughout the afternoon.

Day one: All things not soldered. The fibula, safety pin and cold connected pin. Techniques include plier-forming and hammered wire, pierced sheet, wire wrapping, and found object use.

Day two: Fabrication ideas for unusual stones and found objects. Styles of pin attachments and soldering tips. How to make a brooch that converts to a pendant. Using narrative as a design concept. Discussion about imagery, body as viewing space, efficient design and stone setting.

Day three: Individual instruction on student specific projects and needs, soldering tips and tricks, and open studio time to finish work. The after features a roundtable critique to reflect on each student's work and discuss ideas for moving forward with concepts learned in class.

Only
\$427.50
for registration
before
July 26

METAL WERX

Non-profit School for Jewelry/Metal Arts • Community Studio
50 Guinan Street
Waltham, MA 02451

Visit us on the web at: www.metalwerx.com

NON-PROFIT
U.S. Postage
PAID
Permit No. 51544
Boston MA

Stone Sale

Friday, July 1, 2011 • 12:00 - 7:00 PM
Trinity Imports, LLC

Come to Metalwerx for a special private sale of precious and semi-precious gemstones by Gustave Hebert of Trinity Imports, LLC. Gustave is a regular at Vendor Day, and is very popular when he appears at one of our stone sales. Mark your calendar for this event—you won't want to miss his large stock of beautiful stones, especially faceted gemstones, offered at very reasonable prices!

Visit www.trinity-imports.com


**Special
Event!**



Save the Date!

7th Annual Metalwerx Vendor Day

Sunday, October 23, 2011
10:00 AM - 4:00 PM
Armenian Cultural Center
Watertown MA



Great Vendors • Free Seminars